



VIDEOCONFERENCIA INICIO DEL CURSO DE INGLÉS

Equipo de dinamización INAP

helpdesk@ardorlearning.com

- 1** Tutor - Dinamizador
- 2** Primeros pasos en el curso
- 3** Plan de estudio
- 4** Primer Requisito: Curso Online myEnglish
- 5** Segundo Requisito: Clases Grupales
- 6** Tercer Requisito: Redacciones myWriting
- 7** Requisitos Mínimos de la Formación
- 8** Final de la Formación
- 9** Preguntas Frecuentes – Ronda de Preguntas



1

Tutor-Dinamizador



1 Tutor – Dinamizador de la Formación

Puede contactar con su **tutor** en el **Foro**:

<https://www.inap.ardorlearning.com/groups>

Persona de contacto asuntos relacionados con

gramática, vocabulario, puntuación, uso

idiomático de algunas palabras, etc.

Puede contactar con su **dinamizador** en el **email**:

helpdesk@ardorlearning.com - 8 a 21 hrs CET

Persona de contacto asuntos relacionados con el

curso (preguntas sobre cómo usar la plataforma

myEnglish, su progreso, cuestiones técnicas,

requisitos de la formación, etc.)



2 Primeros pasos en el curso



2 Acceso a la plataforma online



URL

<http://www.inap.ardorlearning.com/>



Usuario / Email Address

Su email (el que usó para registrarse)



Contraseña / Password

La que guardó o haga clic en **Reset Password** y genere una nueva

Sign In

Clic en SIGN IN

ARDORLEARNING
LANGUAGE FOR LIFE.

INAP
INSTITUTO NACIONAL DE
ADMINISTRACIÓN PÚBLICA

Acceder al Portal del Alumno

Requiere contraseña.
Haga clic aquí para solicitar acceso.

Acceso myEnglish

Acceda ahora

Programa de formación en inglés

Con un contenido único desarrollado por Oxford University Press, clases impartidas por profesores expertos y el apoyo continuo en el proceso de aprendizaje de los dinamizadores/tutores especializados en eLearning.

Courses Contact Sign in

Login

Email Address

Password

Reset Password?

Sign In

Don't have account yet? [New Account?](#)

Didn't receive confirmation instructions?

Copyright © 2011-2023 Aziksa Inc. All rights reserved.

2 Escritorio en Inglés



The screenshot shows the English Desktop interface with several annotations:

- Language Selection:** An arrow points from the Spanish flag in the top left to the 'Language' dropdown menu in the top right.
- Navigation:** An arrow points from the 'My Dashboard' link in the top navigation bar to the 'Dashboard' button in the left sidebar.
- Self-paced Learning:** A box highlights the 'Return to where you left off' section, with an arrow pointing to the text '1. Elementary/The Interview/Self Check/'. A 'Bookmark' label is placed next to this section.
- Progress Metrics:** Arrows point from the '0' in 'Level Completed:' and '0' in 'Progress Tests Taken:' to the 'Return to where you left off' section.
- Time Spent:** An arrow points from the '04:45:26' total time spent on the website to the 'Return to where you left off' section.
- Learning Pace:** An arrow points from the '17 min/day' learning pace to the 'Return to where you left off' section.
- Course Levels:** A box highlights the 'Nivel Disponible' section, with an arrow pointing to the 'Start' button for '1. Elementary'.
- Locked Courses:** Arrows point from the 'Locked' buttons for '2. Elementary Plus' and '3. Pre-Intermediate' to the 'Niveles Cerrados' section.

Dashboard

My Courses

- Active
- Upcoming
- Completed
- All my classes
- Search Class

Quick Links

- Completed Course
- Progress Report
- Training History
- Configuration Check
- Change Password

Welcome, **Licence End Date: Sep 30, 2024**

Self-paced Learning

Return to where you left off
1. Elementary/The Interview/Self Check/

0 Level Completed: 0 Progress Tests Taken: 04:45:26 Total Time Spent on Website: (not course study time)

0% Test Performance 17 min/day Learning Pace

Nivel Disponible

- 1 40 Hours
1. Elementary
Start

Niveles Cerrados

- 2 40 hours
2. Elementary Plus
Locked
- 3 40 hours
3. Pre-Intermediate
Locked

Group Classes Class Schedule

One to one Classes Class Schedule

2

Escritorio en Castellano



The screenshot shows a user interface for a language learning platform. At the top, there is a navigation bar with the following items: 'Mi escritorio', 'Mi cuenta', 'Mi dinamizador', 'Informe', 'myTalk', 'Extras', and 'idioma'. A blue arrow points to the 'idioma' dropdown menu. Below the navigation bar, the main content area is titled 'Bienvenido/a,' and 'Fecha finalización licencia: Sep 30, 2024'. The central section is titled 'Aprendizaje a su propio ritmo' and contains a progress indicator showing '0%' and '17 min/day'. A blue box highlights the 'Continuar donde lo dejó' section, which lists '1. Elementary/The Interview/Self Check/' and 'Marcapáginas'. Below this, there are statistics for 'Nivel completo: 0', 'Progress Tests realizados: 0', and 'Tiempo total en la página web: 04:45:26'. The bottom section is divided into 'Nivel Disponible' and 'Niveles Cerrados'. The 'Nivel Disponible' section shows '1 40 Hours' for '1. Elementary' with a 'comenzar' button and a hand icon pointing to it. The 'Niveles Cerrados' section shows '2 40 hours' for '2. Elementary Plus' and '3 40 hours' for '3. Pre-Intermediate', both with 'Locked' buttons. A sidebar on the left contains various menu items like 'Dashboard', 'Mis cursos', 'Enlaces rápidos', and 'Cambio de contraseña'. A blue arrow points to the 'Dashboard' button in the sidebar.

Language: Spanish
(Levels 1 to 12)

2

Explicaciones en Castellano



Mi escritorio Mi cuenta ▾ Mi dinamizador Informe myTalk Extras ▾ idioma ▾ →

Language: Spanish (Levels 1 to 6)



1. Elementary > Unit - 1. The Interview

- 1 2 3 4 5 6 7 8 9 10

I
V
G
C
S
Grammar

2. to be (singular affirmative)

Lee las explicaciones. Después pincha sobre las palabras y frases en azul para oír su pronunciación. Escucha, repite y graba tu voz.

El verbo to be (ser / estar) se utiliza para dar información sobre uno mismo y sobre los demás.

I'm Rod Samson. Soy Rod Samson. **You're married.** Estás casado. **He's Spanish.** Es español.

¡OJO! A diferencia de lo que ocurre en español, en inglés el sujeto nunca se omite y siempre se sitúa antes del verbo.

She's English. Es inglesa. **is-English:**

Las contracciones del verbo to be se utilizan en el inglés hablado y en textos escritos informales. Las formas completas se utilizan solo en textos escritos formales.

contracciones **I'm** You're he's/she's/it's

formas completas **I am** You are he is/she is/it is

He's a cleaner. Es empleado de limpieza. **It's a good job.** Es un buen trabajo.

¡OJO! Para expresar la edad en inglés, se utiliza el verbo to be, y no to have (tener).

I'm 27. Tengo 27 años. **I have 27.**

Mientras que en español se emplea el verbo 'tener' seguido de sustantivo para expresar determinadas sensaciones, en inglés se suele utilizar to be seguido de adjetivo.

You're cold. Tienes frío. **You have cold.**

She's thirsty. Tiene sed. **She has thirsty.**

He's hungry. Tiene hambre. **He has hungry.**

1. Elementary > Unit - 1. The Interview









- 1 2 3 4 5 6

I
V
G
C
S
Vocabulary



4 Jobs

Escucha las explicaciones. Después pincha sobre las palabras en azul para oír su pronunciación. Escucha, repite y pulsa el botón rojo para grabar tu voz. Después pulsa el botón verde para escuchar tu grabación.

 nurse enfermero/a	 secretary secretario/a	 doctor médico/a, doctor/ora	 receptionist repcionista
 chef cocinero/a	 pilot piloto	 politician político/a	 waiter camarero/a

¿Listo para aprender más vocabulario?
¡Muy bien!
Aquí está el segundo grupo de palabras en esta unidad:
puestos de trabajo.
Practica la pronunciación y luego haz los ejercicios.
¡Hasta pronto!

2 Configuración del Ordenador para hacer el curso online



Navegador sugerido:
Google Chrome

System Check Audio Microphone Local Storage Result

Results

Audio	✓
Microphone	✓
Local Storage	✓

For more information, [Contact](#)

3

Dashboard

My Courses

- Active
- Upcoming
- Completed
- All my classes
- Class Calendar

Quick Links

- Completed Course
- Progress Report
- Training History
- Configuration Check
- Change Password
- Report your Issue
- Guide Document
- Join Chat

Welcome,

Self-paced Learning

Return where you last left:

0 Level Completed: 0 Progress Tests Taken: 00:03:31 Total Time Spent on Website: (Not course study time)

Test Performance Learning Pace

1 40 hours 6. Intermediate Plus Start

2 40 Hours 1. Elementary Locked

3 40 hours 2. Elementary Plus Locked

More...

Group Classes One to one Classes Class Schedule

1

System Check Audio Microphone Local Storage Result

Welcome, you have Javascript enabled.

System Configuration

- Operating System: Windows version: 10
- Browser: Chrome version: 90.0.4430.89
- Display resolutions: 1300 x 768
- System has Speakers?: ✓
Found speaker devices: 4
Realtek - Altavoces (2-Log USB Headset) (0462:0A85)
Comunicaciones - Altavoces (2-Log USB Headset) (0462:0A85)
Altec Lansing (Realtek High Definition Audio)
Altavoces (2-Log USB Headset) (0462:0A85)
- System has Microphone?: ✓
Found microphone devices: 6
Realtek - Micrófono (USB Microphone) (10af:2204)
Comunicaciones - Micrófono (USB Microphone) (10af:2204)
Micrófono (Realtek High Definition Audio)
Micrófono (USB Microphone) (10af:2204)
Micrófono (2-Log USB Headset) (0462:0A85)
Vozes emblea (Realtek High Definition Audio)

Next

2

2 Configuración del Ordenador para los horarios de las clases grupales

1

My Dashboard My Account My Dynamizer Report Switch Back Extras Language

Profile My Courses My Schedule My Certificates

Profile

License end date: Feb 19, 2024
Configuration Check is pending

2

Dashboard

My Courses

Active

Upcoming

Completed

All my classes

Search Class

Quick Links

Completed Course

Progress Report

Training History

Configuration Check

Change Password

Report your Issue

Profile

Company Name: inap

User name:

Email:

First name:

Last name:

Phone:

Skype:

Time zone:

Default language: es

Address:

City:

State:

Country:

Zip code:

User Learning Language:

Others:

Edit Update password



Verifique en su perfil si tiene configurada correctamente la zona horaria.

Esto será importante para realizar la reserva de las clases de conversación.

2

Acceso al Portal del estudiante

1



URL

<https://www.inap.ardorlearning.com/>

Contraseña: inap

4

2

INAP
INSTITUTO NACIONAL DE ADMINISTRACIÓN PÚBLICA

ARDORLEARNING
LANGUAGE FOR LIFE.

Acceso myEnglish
Acceda ahora

Acceder al Portal del Alumno

Requiere contraseña.
Haga clic aquí para solicitar acceso.

Pro
Con un co
profesore
dinamizac

INAP
INSTITUTO NACIONAL DE ADMINISTRACIÓN PÚBLICA

Acceso eLearning Help Desk Webinars Calendario

A1 **A2** B1 B2 C1

ARDORLEARNING
LANGUAGE FOR LIFE.

Acceso myEnglish
Acceda ahora

Programa de formación en inglés

Con un contenido único desarrollado por Oxford University Press, clases impartidas por profesores expertos y el apoyo continuo en el proceso de aprendizaje de los dinamizadores/tutores especializados en eLearning.

3

Acceso eLearning Help Desk Calendario Videos y Guías Foros

INAP
INSTITUTO NACIONAL DE ADMINISTRACIÓN PÚBLICA

ARDORLEARNING
LANGUAGE FOR LIFE.

A2

Acceso myEnglish
Acceda ahora

Si quiere contactar a su tutor acceda al Foro.
Si quiere contactar con su dinamizador escriba a helpdesk@ardorlearning.com

group Classes

CLASES GRUPALES

Debe participar en 6 clases como mínimo para cumplir...

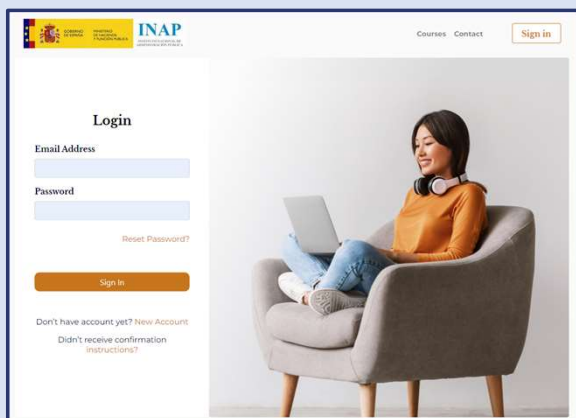
Tutorial - Todo lo que necesita saber de las clases grupales

Los temas sugeridos para las siguientes semanas

Puede leer aquí los temas que se tratarán en las GROUP CLASSES durante las siguientes semanas. Desde la plataforma de myEnglish podrá realizar la reserva de su clase.

Elementary/A2 Group Class Topics	
semana de 22-abr The world's future Future forms: Will, Making predictions. Descargar pdf	semana de 29-abr Employment Descargar pdf
semana de 6-may My country Present perfect Descargar pdf	semana de 13-may Relationships Possessive adjectives (my, your, his, her, its, their, our) Descargar pdf
semana de 20-may Work & leisure Present simple	semana de 27-may Education and public administration

Curso myEnglish



<https://www.inap.ardorlearning.com/>

Contraseña: la que guardó al hacer la prueba de nivel o mail de bienvenida. Si no la recuerda, nos escribe y se la reseteamos.

Aquí podrá trabajar en las unidades y los tests, tener las clases grupales y realizar las redacciones.

Es obligatorio.

Portal del Estudiante



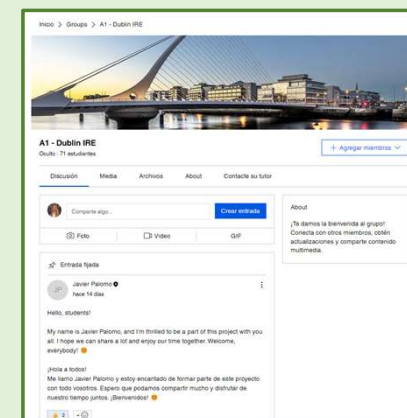
<https://www.inap.ardorlearning.com/>

Contraseña:
inap

Aquí podrá consultar y descargar material para el curso, ver tutoriales, etc.

No es obligatorio.

Foros



<https://www.inap.ardorlearning.com/groups>

Contraseña:
La seleccionada por usted

Aquí podrá interactuar con su tutor/teacher para cuestiones pedagógicas del inglés e interactuar con sus compañeros.

No es obligatorio.



3 Plan de Estudios

3

Plan de Estudios



30 de septiembre de 2024

Fecha de finalización



Recomendación

dedicar tres horas a la semana

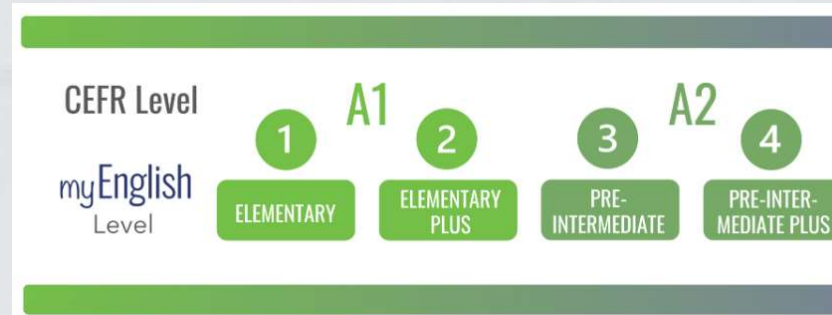
Mes de Agosto

No lectivo, aunque podrá acceder y trabajar en la plataforma



3 Plan de Estudios para los diferentes niveles

Nivel Básico
A1 - A2



Nivel Intermedio
B1 - B2








Nivel Avanzado
C1



3

Contenidos de la formación vs. requisitos mínimos de la formación

ARDOR LEARNING LANGUAGE FOR LIFE.	Contenidos de la formación	Requisitos mínimos de la formación
	<p>2 Niveles del curso online <i>myEnglish</i>, o sea un nivel del MCER. (Cada nivel contiene 12 unidades y 4 progress tests)</p> 	<p>1ra Opción: Para certificar 40 horas completar al 100% un nivel del curso online (finalizar 12/12 unidades y aprobar todos progress tests), o 2da Opción: Para certificar 80 horas completar 2 niveles del curso online -el 1ro al 100% y el 2do como mínimo al 75% (finalizar 9/12 unidades y aprobar 3 de los 4 progress tests)</p>
	<p>24 Clases de conversación grupales separadas por nivel MCER. (Requieren reserva previa y tratan un tema diferente cada semana.)</p>	<p>Participar en 6 clases grupales a lo largo de la formación.</p>
	<p>8 redacciones escritas corregidas por un tutor (4 por nivel de <i>myEnglish</i>) Feedback personalizado de cada redacción a consultar en la plataforma.</p>	<p>Completar y aprobar 3 redacciones escritas.</p>
	<p>Clases grupales por niveles MCER con alumnos de diferentes empresas y organismos. (No requiere reserva previa y un tema diferente cada semana)</p>	
<p>EXTRA CONTENT</p>	<p>Acceso a material complementario (separado por nivel MCER): 40 e-books, emails y videos con contenido de negocios, artículos, audio diccionario</p>	
	<p>Servicio de foro Chat/Forum donde podrá interactuar con sus compañeros de nivel, tutor o dinamizador sobre diferentes cuestiones.</p>	



3 Requisitos de la formación para ser apto

Certificado de 40 horas



Completar 1 nivel del curso online al 100%



Participar en 6 clases



Aprobar 3 redacciones

APTO

Certificado de 80 horas



**Completar 2 niveles del curso online
100% 1er nivel
75% 2do nivel**



Participar en 6 clases



Aprobar 3 redacciones

APTO



4 Curso Online myEnglish



4 myEnglish: Realización de una unidad

Las respuestas que escribes en las unidades no se guardan en el curso, para poder repetir los ejercicios cuantas veces quieras.



Sí se guardan: Self Check + Progress Test

1 Dashboard

2 UNITS

- 1 The Interview
- 2 The First Day
- 3 Read, Listen, Write
- 4 Progress Test 1
- 5 Cappuccino
- 6 Happy Birthday!
- 7 Read, Listen, Write
- 8 Progress Test 2
- 9 The Shopping Game
- 10 The New Car
- 11 Read, Listen, Write
- 12 Progress Test 3
- 13 Kevin's Clothes
- 14 Read, Listen, Write
- 15 Progress Test 4

3 1. Elementary > Unit - 1. The Interview

- 1 Introduction
- 2 Video
- 3 Grammar
- 4 Vocabulary
- 5 Conversation
- 6 Self Check

4 1. Elementary > Unit - 1. The Interview

6 Results

You've finished the Unit! These are the results of your Self Check test:

- 1. Grammar: to be (singular affirmative) 6.0
- 2 Grammar: to be (singular negative and interrogative) 1.0

5 UNITS

- 1 The Interview
- 2 The First Day
- 3 Read, Listen, Write
- 4 Progress Test 1
- 5 Cappuccino
- 6 Happy Birthday!
- 7 Read, Listen, Write
- 8 Progress Test 2
- 9 The Shopping Game
- 10 The New Car
- 11 Read, Listen, Write
- 12 Progress Test 3
- 13 Kevin's Clothes
- 14 Read, Listen, Write
- 15 Progress Test 4

4 myEnglish: Realización del Self Check

1

1. Elementary > Unit - 1. The Interview

- 1 Introduction
- 2 Video
- 3 Grammar
- 4 Vocabulary
- 5 Conversation
- 6 Self Check

3 Meeting people: practice
Click on START CONVERSATION and listen to Mandy. Then click on START RECORDING and record your answers. When you've finished click on LISTEN to hear the whole interview.

Mandy Hello
You Say 'hello' to Mandy.

And now the interview
Click on the button 'Start conversation'. Listen to Mandy's first question and click on 'Start recording' to record your answer. After your answer.

1. Elementary > Unit - 1. The Interview

- 1 Introduction
- 2 Video
- 3 Grammar
- 4 Vocabulary
- 5 Conversation
- 6 Self Check

6 Results
You've finished the Unit! These are the results of your Self Check test:

1 Grammar: to be (singular affirmative)	6.0
2 Grammar: to be (singular negative and interrogative)	1.0
3 Vocabulary: Numbers 1 to 10	6.0
4 Vocabulary: Jobs	5.0
5 Conversation: Meeting people	5.0
Total	76.67 %

Congratulations!
That's the end of Unit 11
Now you know the singular form of the verb 'to be' in the present tense, the numbers one to ten, and some jobs.
And you've had a

RESET

4

1. Elementary > Unit - 1. The Interview

- 1 Introduction
- 2 Video
- 3 Grammar
- 4 Vocabulary
- 5 Conversation
- 6 Self Check

6 Results
You've finished the Unit! These are the results of your Self Check test:

1 Grammar: to be (singular affirmative)	6.0
2 Grammar: to be (singular negative and interrogative)	1.0
3 Vocabulary: Numbers 1 to 10	6.0
4 Vocabulary: Jobs	5.0
5 Conversation: Meeting people	5.0
Total	76.67 %

Congratulations!
That's the end of Unit 11
Now you know the singular form of the verb 'to be' in the present tense, the numbers one to ten, and some jobs.
And you've had a

RESET

3

1. Elementary > Unit - 1. The Interview

- 1 Introduction
- 2 Video
- 3 Grammar
- 4 Vocabulary
- 5 Conversation
- 6 Self Check

1. Grammar: to be (singular affirmative)
Listen to the explanations. Then complete the sentences with the affirmative form of the verb 'to be'.

1 You are _____ 35.
2 My name is _____ Pauline.
3 This is _____ cool!
4 We are _____ late.
5 She is _____ famous.
6 I _____ English.

We will finish with a test. You will do five exercises. At the end, you can see your score. After an exercise, click on 'Check'. Click on 'Correct answers'.

Check Correct Answers

2

5

UNITS

- 1 The Interview
- 2 The First Day
- 3 Read, Listen, Write
- 4 Progress Test 1
- 5 Cappuccino
- 6 Happy Birthday!
- 7 Read, Listen, Write
- 8 Progress Test 2
- 9 The Shopping Game
- 10 The New Car
- 11 Read, Listen, Write
- 12 Progress Test 3
- 13 Kevin's Clothes
- 14 Graffiti
- 15 Read, Listen, Write
- 16 Progress Test 4

1. Elementary
Course corresponding to level A1 of the Common European Framework of Reference for Languages

Begin

4

myEnglish: Realización de un Progress Test

1

UNITS

- 1 The Interview
- 2 The First Day
- 3 Read, Listen, Write
- 4 Progress Test 1
- 5 Cappuccino
- 6 Happy Birthday!

1. Elementary

Course corresponding to level A1 of the Common European Framework of Reference for Languages

2

1. Elementary > Progress Test 1

Introduction

Progress Test 1

Introduction: Level 1 Units 1-3

Welcome to the first Progress Test of Level 1. In this test, you will practise the grammar and vocabulary that you've studied in Units 1 - 3 and will do some general reading and listening comprehension activities.

You must complete the test in a single session. If you leave the test without having completed it, your answers will not be saved.

When you get to the final page, you might like to look back through all the exercises and check your answers before clicking on 'Evaluate'.

You can do the test a maximum of two times. If you do it twice, your second score is the one that will be recorded.

Good luck!

Start Test

4

1. Elementary > Progress Test 1

Introduction

Progress Test 1

Congratulations!

Congratulations! You've finished the first Progress Test of Level 1. Before you click on 'Evaluate', you might like to look back over your answers and revise them if necessary. Remember that you may attempt your second score is the one that will be recorded.

Evaluate

5

1. Elementary > Progress Test 1

You have finished the test! Below is the result. You can find Pass/Fail here.

The following is a breakdown of your test results:

Grammar	17.00 / 20.00 (85.00)
Vocabulary	19.00 / 20.00 (95.00)
Listening	5.00 / 5.00 (100.00)
Read Comprehension	3.00 / 10.00 (30.00)
Total	44.00 / 55.00 (80.00 %)

Remember that you can attempt the Progress Test again. This will be your first attempt, and if you are not happy with your score, you can click on REPEAT TEST below. Bear in mind that the score from your second attempt will be the one that will be saved. However, if you do so, you will not be able to attempt the test again.

REPEAT TEST SHOW ANSWERS

3

1. Elementary > Progress Test 1

1 Grammar to be (singular affirmative)

Complete the sentences with the affirmative form of the verb to be. Use capital letter where necessary.

- You are _____ a good singer.
- It _____ 's fantastic job.
- He is _____ early for the interview.
- Anne is a doctor and she _____ 's 26.
- I am _____ hungry.

Next

6

UNITS

- 1 The Interview
- 2 The First Day
- 3 Read, Listen, Write
- 4 Progress Test 1 **Passed**
- 5 Cappuccino
- 6 Happy Birthday!
- 7 Read, Listen, Write
- 8 Progress Test 2
- 9 The Shopping Game
- 10 The New Car
- 11 Read, Listen, Write
- 12 Progress Test 3
- 13 Kevin's Clothes
- 14 Graffiti
- 15 Read, Listen, Write
- 16 Progress Test 4

1. Elementary

Course corresponding to level A1 of the Common European Framework of Reference for Languages

Begin

4 myEnglish: Control del Avance en el Curso

Dashboard

Welcome,

License end date: May 31, 2024
Configuration Check is pending

Self-paced Learning

Return where you last left:

0 % 3 min/day

0 0 00:03:31
Level Completed: Progress Tests Taken: Total Time Spent on Website (Not course study time)

Test Performance Learning Pace

1 40 hours
6. Intermediate Plus
Start

2 40 Hours
1. Elementary
Locked

Group Classes

One to

1

1. Elementary Progress-report

Units	Progress	Time	Score
+ 1. The Interview	<div style="width: 93.33%;"></div>	00:04:37	93.33
+ 2. The First Day	<div style="width: 0%;"></div>	00:05:23	0.00
+ 3. Read, Listen, Write	<div style="width: 0%;"></div>	-	0.00
+ 4. Cappuccino	<div style="width: 0%;"></div>	-	0.00
+ 5. Happy Birthday!	<div style="width: 0%;"></div>	-	0.00
+ 6. Read, Listen, Write	<div style="width: 0%;"></div>	-	0.00
+ 7. The Shopping Game	<div style="width: 0%;"></div>	-	0.00
+ 8. The New Car	<div style="width: 0%;"></div>	-	0.00
+ 9. Read, Listen, Write	<div style="width: 0%;"></div>	-	0.00
+ 10. Kevin's Clothes	<div style="width: 0%;"></div>	-	0.00
+ 11. Graffiti	<div style="width: 0%;"></div>	-	0.00
+ 12. Read, Listen, Write	<div style="width: 0%;"></div>	-	0.00

2

1. Elementary Progress-report

Units	Progress	Time	Score
+ 1. The Interview	<div style="width: 93.33%;"></div>	00:04:37	93.33
- 2. The First Day	<div style="width: 0%;"></div>	00:05:23	0.00

Section	Sessions	Time	First And Last Connection	Completed	
Video	1	1	00:00:14	15 Jan 2024 - 15 Jan 2024	YES
	2	1	00:00:42	15 Jan 2024 - 15 Jan 2024	YES
	3	1	00:00:30	15 Jan 2024 - 15 Jan 2024	YES
Grammar	1	1	00:00:26	15 Jan 2024 - 15 Jan 2024	YES
	2	1	00:00:23	15 Jan 2024 - 15 Jan 2024	YES
	3	1	00:00:19	15 Jan 2024 - 15 Jan 2024	YES
	4	1	00:00:14	15 Jan 2024 - 15 Jan 2024	YES
	5	1	00:00:20	15 Jan 2024 - 15 Jan 2024	YES
	6	1	00:00:17	15 Jan 2024 - 15 Jan 2024	YES
	7	1	00:00:29	15 Jan 2024 - 15 Jan 2024	YES
Vocabulary	8	1	00:00:19	15 Jan 2024 - 15 Jan 2024	YES
	9	1	00:00:28	15 Jan 2024 - 15 Jan 2024	YES
	10	1	00:00:22	15 Jan 2024 - 15 Jan 2024	YES
	1	1	00:00:06	15 Jan 2024 - 15 Jan 2024	NO
	2	-	0	-	NO
	3	-	0	-	NO

3




5 Clases Grupales

5 Clases grupales: Publicación de temas y descarga del material

1  URL
<https://www.inap.ardorlearning.com/>
Contraseña: inap

4



Acceso eLearning Help Desk Calendario Videos y Guías

ARDORLEARNING
LANGUAGE FOR LIFE.

INAP
INSTITUTO NACIONAL DE ADMINISTRACIÓN PÚBLICA

A2

Acceso myEnglish
Acceda ahora

group Classes





CLASES GRUPALES

Debe participar en 6 clases como mínimo para cumplir este requisito.

Los temas sugeridos para las siguientes semanas

Puede leer aquí los temas que se tratarán en las GROUP CLASSES durante las siguientes semanas. Desde la plataforma de myEnglish podrá realizar la reserva de su clase.

Elementary/A2 Group Class Topics

semana de 26-feb Describing people have got / to be  Descargar pdf	semana de 4-mar Health & Fitness have to / need to / must  Descargar pdf
semana de 11-mar Travel & Holidays Past simple  Descargar pdf	semana de 18-mar Public administration organizations  Descargar pdf

2



INAP
INSTITUTO NACIONAL DE ADMINISTRACIÓN PÚBLICA

Acceder al Portal del Alumno

Requiere contraseña.
Haga clic aquí para solicitar acceso.

ARDORLEARNING
LANGUAGE FOR LIFE.

Acceso myEnglish
Acceda ahora

Pro
Con un co
profesore
dinamizac



Acceso eLearning Help Desk Webinars Calendario

ARDORLEARNING
LANGUAGE FOR LIFE.

INAP
INSTITUTO NACIONAL DE ADMINISTRACIÓN PÚBLICA

A1 A2 B1 B2 C1

Acceso myEnglish
Acceda ahora

Programa de formación en inglés

Con un contenido único desarrollado por Oxford University Press, clases impartidas por profesores expertos y el apoyo continuo en el proceso de aprendizaje de los dinamizadores/tutores especializados en eLearning.

3

5 Clases Grupales: Reserva de una clase grupal

5 inap.aziksa.com dice
You have successfully subscribed live classes.

1 Dashboard
My Courses
Active
Upcoming
Completed
All my classes
Search Class
Quick Links
Completed Course

3 Search Class
Choose a time that works for you
2024-Feb-28
2024-Feb-29
2024-Mar-01
2024-Mar-04
2024-Mar-05
2024-Mar-06
2024-Mar-07
2024-Mar-08
2024-Mar-11
Mar 01 - 8:00 AM
Mar 01 - 10:00 AM

6 Dashboard
Welcome, License end date: Sep 30, 2024
My Courses
Self-paced Learning
Return to where you left off:
6. Intermediate Plus/The New Housekeeper/Grammar/
0% Level Completed, 0 Progress Tests Taken, 00:31:04 Total Time Spent on Website
Group Classes
Your classes for today
Group Class: Level B1 A
Tuesday, February 27, 2024, 9:00 AM
Join Class
Class End Date: Friday, March 01, 2024
Class Enrollment Closing Date: Wednesday, February 28, 2024

7 Group Classes
Your classes for today
Tuesday 27 9:00 AM
Group Class: Level B1 A
Tuesday, February 27, 2024, 9:00 AM
Join Class
Start after: Time's up!
Status: Scheduled | Cancel Enrollment
Class End Date: Friday, March 01, 2024
Class Enrollment Closing Date: Wednesday, February 28, 2024

2 Dashboard
My Courses
Active
Upcoming
Completed
All my classes
Search Class
Quick Links
Completed Course
Progress Report
Training History
Configuration Check
Change Password
Report your Issue
Guide Document
Join Chat/Forum
2024_SPT_Enero()

8 Search Class
Class Detail: Group Class: Level C1 A
Class Description: Group Class: Level C1
Class Duration: 60 mins
Instructor Name: Ardor Teacher I.M.
Class Start Time: Wednesday, March 13, 2024 8:00 AM
Search Class

4 Register Now

5 Clases Grupales: Acceso a una clase grupal

All tests passed!

As far as we can tell, your video should be working. If you're still experiencing issues, download your report results and send to your network administrator.

<https://system-check.aziksa.com/>

Download report results

Restart

1



Dashboard

Welcome.

Self-paced Learning

Return to where you left off:

1	2	00:40:54	Test Performance	Learning Pace
Level Completed	Progress Test Taken	Test Time Spent on Website (Not course study time)	0%	102 min/day

1	2	3
40 hours	40 hours	40 hours
1. Upper-Advanced	1. Elementary	2. Elementary Plus
Start	Locked	Locked

Group Classes

One to one Classes

Class Schedule

Your classes for today

Day	Time	Class Name	Status
Tuesday 27	12:00 PM	Group Class: L	Scheduled

Join Class

Start after: 00:03:42

Status: Scheduled

2



Group Class: Level C1

Your class is going to start in 00:02:01

Connect class

Assessments

3



4



Disponible Bluetooth VPN



1. Current affairs C1

FAKE NEWS

How can we know what is fake news and what isn't? Why do you think it happens?

Zoom Meeting

Participants: 10

6



inap.aziksa.com quiere

Utilizar la cámara

Utilizar el micrófono

Permitir Bloquear

Join Call

Troubleshoot Audio/Video

5





6 Redacciones myWriting

6 myWriting: Ubicación

Ir a: My Courses – All my classes

1

The dashboard shows a sidebar on the left with the following items: Dashboard, My Courses, Active, Upcoming, Completed, All my classes, Search Class, Quick Links, Completed Course, Progress Report, Training History, Configuration Check, and Change Password. The main area displays a 'Welcome' message, 'Licence End Date: Sep 30, 2024', and 'Self-paced Learning' progress: 0 Level Completed, 2 Progress Tests Taken, 11:02:43 Total Time Spent on Website, 83.0% Test Performance, and 24 min/day Learning Pace. A blue hand icon points to 'My Courses' and another points to 'All my classes'.

2

The course page for 'Level 1-myWriting' shows a list of units: myWriting 1, myWriting 2, myWriting 3, and myWriting 4. A blue hand icon points to the 'myWriting 1' unit. Below the list is a video player and a 'Begin' button.

3


The 'My Dashboard - All Levels' page displays a grid of course cards. The first column contains cards for levels 1 through 12, with '1. Elementary' having a 'Start' button and others being 'Locked'. The second column contains 'myEnglish' placement test and 'writing courses' for Level 1 and Level 2, all with 'Start' buttons. Blue hand icons point to the 'Start' buttons for 'Level 1-myWriting' and 'Level 2-myWriting'.

4 myWriting: Realización de una redacción

UNITS

- 1 myWriting
- 2 myWriting 2
- 3 myWriting 3
- 4 myWriting 4

Level 1-myWriting



Level 1-myWriting > myWriting 1

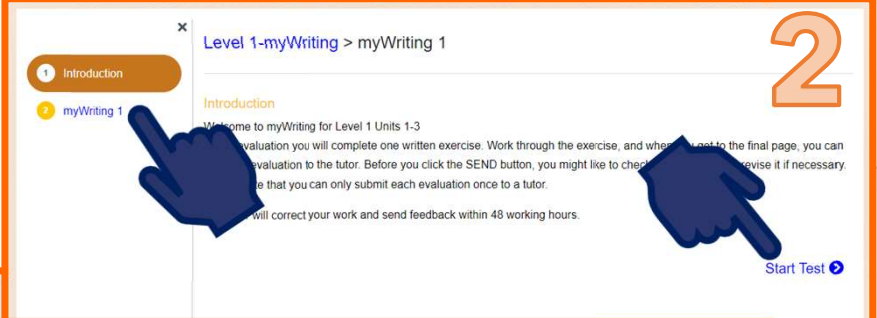
1 Introduction

2 myWriting 1

Introduction

Welcome to myWriting for Level 1 Units 1-3. In this evaluation you will complete one written exercise. Work through the exercise, and when you reach the final page, you can send an evaluation to the tutor. Before you click the SEND button, you might like to check your answer and revise it if necessary. Please note that you can only submit each evaluation once to a tutor. The tutor will correct your work and send feedback within 48 working hours.

Start Test >



Level 1-myWriting > myWriting 1

1 Introduction

2 myWriting 1

myWriting 1

Write an introduction about yourself for Online Chums (a social media platform). Write about 30 words and include the words 'and', 'but' and 'or'.

Save

Next



Level 1-myWriting > myWriting 1

1 Introduction

2 myWriting 1

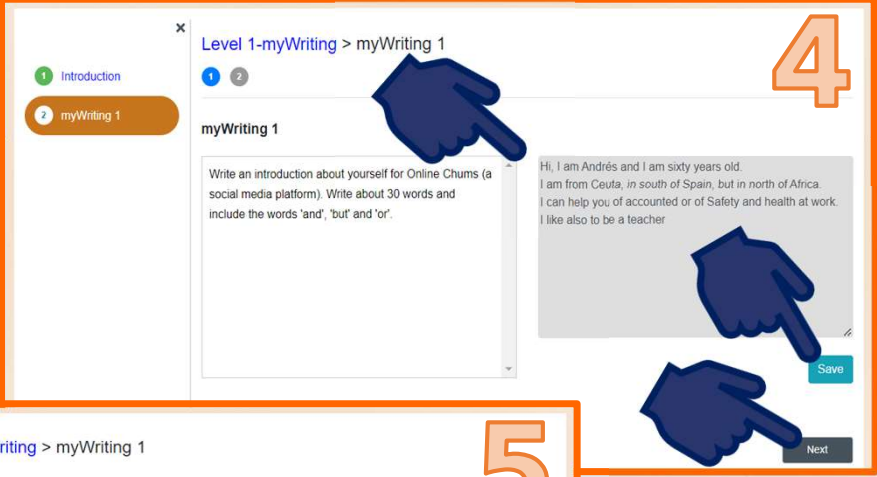
myWriting 1

Write an introduction about yourself for Online Chums (a social media platform). Write about 30 words and include the words 'and', 'but' and 'or'.

Hi, I am Andrés and I am sixty years old. I am from Ceuta, in south of Spain, but in north of Africa. I can help you of accounted or of Safety and health at work. I like also to be a teacher

Save

Next



Level 1-myWriting > myWriting 1

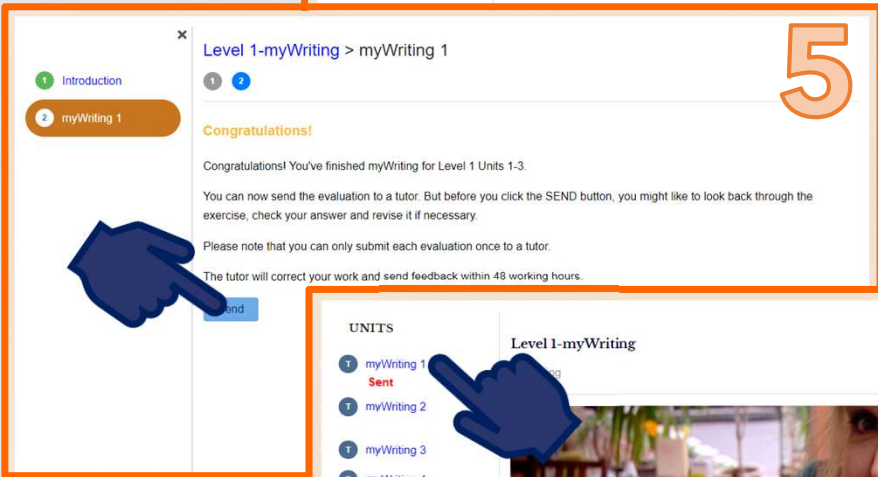
1 Introduction

2 myWriting 1

Congratulations!

Congratulations! You've finished myWriting for Level 1 Units 1-3. You can now send the evaluation to a tutor. But before you click the SEND button, you might like to look back through the exercise, check your answer and revise it if necessary. Please note that you can only submit each evaluation once to a tutor. The tutor will correct your work and send feedback within 48 working hours.

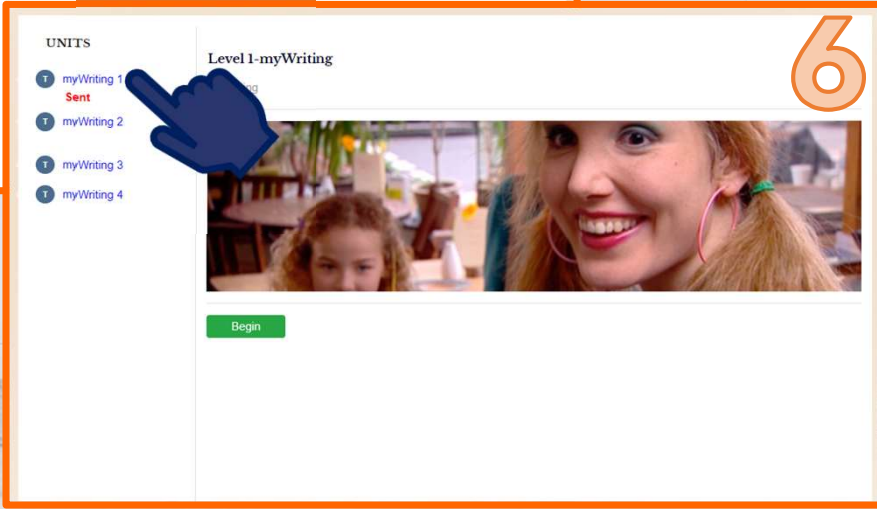
Send



UNITS

- 1 myWriting 1
- 2 **Sent**
- 3 myWriting 2
- 4 myWriting 3
- 5 myWriting 4

Level 1-myWriting



5 myWriting: Visualización de la corrección

1

UNITS

- 1 myWriting 1 Passed
- 1 myWriting 2
- 1 myWriting 3
- 1 myWriting 4

Level 1-myWriting

myWriting

2

Level 1-myWriting > myWriting 1

1 Introduction

2 myWriting 1

Introduction

Welcome to myWriting for Level 1 Units 1-3. In this evaluation you will complete one written exercise. Work through the exercise, and when you get to the final page, you can send the evaluation to the tutor. Before you click the SEND button, you might like to check your answer and revise it if necessary. Please note that you can only submit each evaluation once to a tutor.

The tutor will correct your work and send feedback within 48 working hours.

Start Test

3

Level 1-myWriting > myWriting 1

1 Introduction

2 myWriting 1

myWriting 1

Write an introduction about yourself for Online Chums (a social media platform). Write about 30 words and include the words 'and', 'but' and 'or'.

Hi, I am Andrés and I am sixty years old. I am from Ceuta, in south of Spain, but in north of Africa. I can help you of accounted or of Safety and health at work. I like also to be a teacher.

Save

Next

Instructor Comments:

Hi, I am Andrés and I am sixty years old. I am from Ceuta, in south of Spain, but (**I am in the**) north of Africa. I can help you of accounted (**with accounting**) or of Safety and health at work **health and safety work**. I (**would also**) like (**to be a teacher.**) also to be ateacher

4

Level 1-myWriting > myWriting 1

1 Introduction

2 myWriting 1

The following is a breakdown of your test results:

Writing 18.0 /20.00

Hi, I am Andrés and I am sixty years old. I am from Ceuta, in south of Spain, but (**I am in the**) north of Africa. I can help you of accounted (**with accounting**) or of Safety and health at work **health and safety work**. I (**would also**) like (**to be a teacher.**) also to be ateacher

Summary

Hello Andres! Well done on completing your writing exercise. You answered the question well and used the correct amount of words. There were a few vocabulary and grammar errors that I corrected. Please revise the corrections and keep up the good work!

Total 18.00 / 20.00 (90.00 %)

Play instructor audio review

0:00 / 0:21



7 Requisitos Mínimos

6 Requisitos mínimos de la formación y verificación de su cumplimiento

ARDORLEARNING
LANGUAGE FOR LIFE.

Requisitos mínimos de la formación

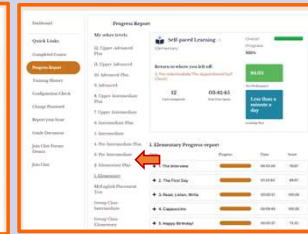
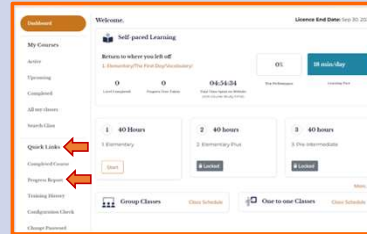
1ra Opción: Para certificar **40 horas** completar un nivel al **100%**, o

2da Opción: Para certificar **80 horas** completar 2 niveles del curso online –el 1ro al **100%** y el 2do como mínimo al **75%** (finalizar 9/12 unidades y aprobar 3 de los 4 progress tests)



Verificación del cumplimiento de los requisitos mínimos

Menú lateral Izquierdo del Dashboard: **Quick Links - Progress Report - Level ...**



1 Elementary Progress report

Unit	Progress	Time	Score
1. The Interview	100%	00:00:00	100%
2. The First Day	100%	00:00:00	100%
3. Meet Lina, Wita	100%	00:00:00	100%
4. Capote's	100%	00:00:00	100%
5. The Shopping Game	100%	00:00:00	100%
6. The New Car	100%	00:00:00	100%
7. Meet Lina, Wita	100%	00:00:00	100%
8. The Interview	100%	00:00:00	100%
9. The First Day	100%	00:00:00	100%
10. Meet Lina, Wita	100%	00:00:00	100%
11. Capote's	100%	00:00:00	100%
12. The Shopping Game	100%	00:00:00	100%

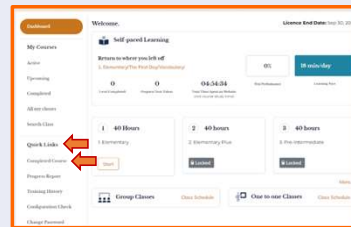
Test Progress

Progress Test	Progress	Time	Score
Progress Test 1	100%	00:00:00	100%
Progress Test 2	100%	00:00:00	100%
Progress Test 3	100%	00:00:00	100%
Progress Test 4	100%	00:00:00	100%



Participar en **6** clases grupales a lo largo de la formación.

Menú lateral Izquierdo del Dashboard: **Quick Links - Completed Course - Live Classes**



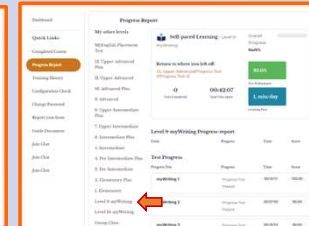
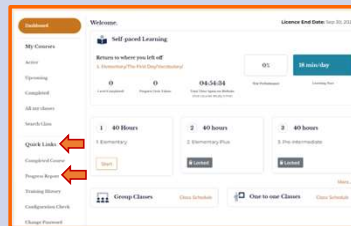
Live Classes

Level	Instructor	Status
Group Class: Level A2	Arbor Teacher A.G.	2 Attended
Group Class: Level A2	Arbor Teacher A.S.	10 Attended
Group Class: Level A2	Arbor Teacher A.G.	4 Attended
Group Class: Level A2	Arbor Teacher C.F.	2 Attended
Group Class: Level A2	Arbor Teacher C.F.	4 Attended
Group Class: Level A2	Arbor Teacher A.S.	1 Attended
Group Class: Level A2	Arbor Teacher C.F.	0 Attended



Completar y aprobar **3** redacciones escritas.

Menú lateral Izquierdo del Dashboard: **Quick Links - Progress Report - Level ... myWriting**



Level 9 myWriting Progress report

Unit	Progress	Time	Score
myWriting 1	100%	00:00:00	100%
myWriting 2	100%	00:00:00	100%
myWriting 3	100%	00:00:00	100%
myWriting 4	100%	00:00:00	100%

6 Cumplimiento 1er Requisito: Certificado de 40 horas: Finalizar el 100% del curso

Dashboard

Welcome, **Licence End Date:** Sep 30, 2024

Self-paced Learning

Return to where you left off

1. Elementary/Progress Test 1/Progress Test1/

70.0% 19 min/day

1 Level Completed: 4 Progress Tests Taken: 59:56:54 Total Time Spent on Website (not course study time)

Test Performance: Learning Pace

1 40 Hours 2 40 hours 3 40 hours

1. Elementary 2. Elementary Plus 3. Pre-Intermediate

Start Locked Locked

Group Classes Class Schedule One to one Classes Class Schedule



UNITS

1. Elementary

- The Interview
- The First Day
- Read, Listen, Write
- Progress Test 1 Passed
- Cappuccino
- Happy Birthday!
- Read, Listen, Write
- Progress Test 2 Passed
- The Shopping Game
- The New Car
- Read, Listen, Write
- Progress Test 3 Passed
- Kevin's Clothes
- Graffiti
- Read, Listen, Write
- Progress Test 4 Passed

Begin

Dashboard

Welcome, **Licence End Date:** Sep 30, 2024

Self-paced Learning

Return to where you left off

1. Elementary/Progress Test 1/Progress Test1/

70.0% 19 min/day

1 Level Completed: 4 Progress Tests Taken: 59:56:54 Total Time Spent on Website (not course study time)


Test Performance: Learning Pace

1 40 Hours 2 40 hours 3 40 hours

1. Elementary 2. Elementary Plus 3. Pre-Intermediate

Start Locked Locked

Group Classes Class Schedule One to one Classes Class Schedule



1. Elementary Progress-report

Units	Progress	Time	Score
+ 1. The Interview	<div style="width: 100%;"></div>	00:29:49	76.67
+ 2. The First Day	<div style="width: 100%;"></div>	00:27:52	96.67
+ 3. Read, Listen, Write	<div style="width: 100%;"></div>	00:00:51	100.00
+ 4. Cappuccino	<div style="width: 100%;"></div>	00:09:49	100.00
+ 5. Happy Birthday!	<div style="width: 100%;"></div>	00:05:37	73.33
+ 6. Read, Listen, Write	<div style="width: 100%;"></div>	00:00:32	100.00
+ 7. The Shopping Game	<div style="width: 100%;"></div>	00:09:59	63.33
+ 8. The New Car	<div style="width: 100%;"></div>	00:05:10	86.21
+ 9. Read, Listen, Write	<div style="width: 100%;"></div>	00:00:25	100.00
+ 10. Kevin's Clothes	<div style="width: 100%;"></div>	00:07:48	96.67
+ 11. Graffiti	<div style="width: 100%;"></div>	00:06:51	96.67
+ 12. Read, Listen, Write	<div style="width: 100%;"></div>	00:01:26	100.00

Progress Test	Progress	Time	Score
Progress Test 1	Progress Test Passed	00:51:50	87.27
Progress Test 2	Progress Test Passed	00:42:46	76.36
Progress Test 3	Progress Test Passed	00:52:11	72.73
Progress Test 4	Progress Test Passed	00:47:56	70.91

T Progress Test 1 Passed

T Progress Test 1 Failed

REPEAT TEST SHOW ANSWERS

6 Cumplimiento 1er Requisito: Certificado 80 hrs: 1er nivel al 100% - 2do nivel al 75%

Welcome, Licence End Date: Sep 30, 2024

Self-paced Learning

Return to where you left off

1. Elementary/Progress Test 1/Progress Test 1/

67.0% 19 min/day

2 1 00:19:41

Level Completed Progress Tests Taken Total Time Spent on Website (Not course study time) Test Performance Learning Pace

1 40 Hours 2 40 hours 3 40 hours

1. Elementary 2. Elementary Plus 3. Pre-Intermediate

Start Start Locked

Group Classes



UNITS

- The Interview
- The First Day
- Read, Listen, Write
- Progress Test 1 Passed
- Cappuccino
- Happy Birthday!
- Read, Listen, Write
- Progress Test 2 Passed
- The Shopping Game
- The New Car
- Read, Listen, Write
- Progress Test 3 Passed
- Kevin's Clothes
- Graffiti
- Read, Listen, Write
- Progress Test 4 Passed

1. Elementary

1. Elementary

Begin

1er nivel:
Completar al 100%
Completar 12 de 12 unidades
Aprobar 4 de 4 progress tests

UNITS

- Travelling in Town
- It's Not Fair
- Read, Listen, Write
- Progress Test 1 Passed
- The London Eye
- Celebrity Couples
- Read, Listen, Write
- Progress Test 2 Passed
- Kevin Gets Fit!
- Satnav
- Read, Listen, Write
- Progress Test 3 Passed
- The Wrong Man
- Monday Morning!
- Read, Listen, Write
- Progress Test 4

2. Elementary Plus

Course corresponding to level A1 of the Common European Framework of Reference for Languages

Begin

2do nivel:
Completar al 75% como mínimo
Completar 9 de 12 unidades
Aprobar 3 de 4 progress tests

Welcome, Licence End Date: Sep 30, 2024

Self-paced Learning

Return to where you left off

1. Elementary/Progress Test 1/Progress Test 1/

67.0% 19 min/day

2 1 00:19:41

Level Completed Progress Tests Taken Total Time Spent on Website (Not course study time) Test Performance Learning Pace

1 40 Hours 2 40 hours 3 40 hours

1. Elementary 2. Elementary Plus 3. Pre-Intermediate

Start Start Locked

Group Classes

One to one Classes



1. Elementary Progress-report

Units	Progress	Time	Score
+ 1. The Interview	100%	00:29:49	76.67
+ 2. The First Day	100%	00:27:52	96.67
+ 3. Read, Listen, Write	100%	00:00:51	100.00
+ 4. Cappuccino	100%	00:09:49	100.00
+ 5. Happy Birthday!	100%	00:05:37	73.33
+ 6. Read, Listen, Write	100%	00:00:32	100.00
+ 7. The Shopping Game	100%	00:09:59	63.33
+ 8. The New Car	100%	00:05:10	86.21
+ 9. Read, Listen, Write	100%	00:00:25	100.00
+ 10. Kevin's Clothes	100%	00:07:48	96.67
+ 11. Graffiti	100%	00:06:51	96.67
+ 12. Read, Listen, Write	100%	00:01:26	100.00

Test Progress

Progress Test	Progress	Time	Score
Progress Test 1	100%	00:18:30	88.33
Progress Test 2	100%	00:08:48	91.65
Progress Test 3	100%	00:04:57	83.34
Progress Test 4	100%	00:05:57	65.00

2. Elementary Plus Progress-report

Units	Progress	Time	Score
+ 1. Travelling in Town	100%	00:47:24	83.33
+ 2. It's Not Fair	100%	00:39:39	83.33
+ 3. Read, Listen, Write	100%	00:00:01	100.00
+ 4. The London Eye	100%	00:03:08	50.00
+ 5. Celebrity Couples	100%	00:00:46	100.00
+ 6. Read, Listen, Write	100%	00:00:24	100.00
+ 7. Kevin Gets Fit!	100%	00:00:48	83.33
+ 8. Satnav	100%	00:01:16	80.00
+ 9. Read, Listen, Write	100%	00:00:26	100.00
+ 10. The Wrong Man	0%	00:05:10	0.00
+ 11. Monday Morning!	0%	00:01:39	0.00
+ 12. Read, Listen, Write	0%	-	0.00

Test Progress

Progress Test	Progress	Time	Score
Progress Test 1	100%	00:19:46	75.55
Progress Test 2	100%	00:05:25	75.55
Progress Test 3	100%	00:07:16	58.33
Progress Test 4	Not Started	-	-

6 Cumplimiento Segundo Requisito: Participar en 6 clases grupales

Dashboard

Welcome.

Self-paced Learning

Return to where you left off

2. Elementary Plus/Monday Morning/Self Check/

2 Level Completed: 7 Progress Tests Taken: 08:40:00 Total Time Spent on (not course stud

1 60 Minutes MyEnglish Placement Test

2 40 Ho 1. Elementary

Group Classes Class Schedule

Your next web class is in 3 days

Wednesday 13 8:00 AM

Group Class: Level C1 A Wednesday, March 13, 2024, 8:00 AM

Status: Scheduled | Cancel Enrollment

Your previous web class was on June 02, 2023: Group Class- Intermediate A Watch recordings

My Courses

Active

Upcoming

Completed

All my classes

Search Class

Quick Links

Completed Course

Progress Report

Training History

Configuration Check

Change Password

Report your Issue

Guide Document

Join Chat Forum Demos

Join Chat

Dashboard My Dashboard – Completed

E-Learning

Level	Status
12 Upper-Advanced Plus	E-Learning Pending
11 Upper-Advanced	E-Learning Pending
10 Advanced Plus	E-Learning Pending
9 Advanced	E-Learning Completed
8 Upper-Intermediate Plus	E-Learning Pending
7 Upper-Intermediate	E-Learning Pending
6 Intermediate Plus	E-Learning Pending
5 Intermediate	E-Learning Pending
4 Pre-Intermediate Plus	E-Learning Pending
3 Pre-Intermediate	E-Learning Pending
2 Elementary Plus	E-Learning Pending
1 Elementary	E-Learning Pending

My Writing

Level	Status
Level 9-myWritingmyWriting 1	Not Started
Level 9-myWritingmyWriting 2	Not Started
Level 9-myWritingmyWriting 3	Not Started
Level 9-myWritingmyWriting 4	Not Started
Level 10-myWritingmyWriting 1	Not Started
Level 10-myWritingmyWriting 2	Not Started
Level 10-myWritingmyWriting 3	Not Started
Level 10-myWritingmyWriting 4	Not Started

Live Classes

Level	Instructor	Status
Group Class: Level B2	Ardor Teacher A.M	1 Attended
Group Class: Level B2	Ardor Teacher K.R.	0 Attended
Group Class: Level B2	Ardor Teacher A.M	1 Attended
Group Class: Level B2	Ardor Teacher N.R.	1 Attended
Group Class: Level B2	Ardor Teacher N.R.	1 Attended
Group Class: Level B2	Ardor Teacher K.R.	1 Attended
Group Class: Level B2	Ardor Teacher N.R.	1 Attended
Group Class: Level B2	Ardor Teacher N.R.	0 Attended
Group Class: Level B2	Ardor Teacher J.P.	0 Attended
Group Class: Level B2	Ardor Teacher J.P.	1 Attended
Group Class: Level B2	Ardor Teacher A.M	0 Attended
Group Class: Level B2	Ardor Teacher J.P.	0 Attended
Group Class: Level B2	Ardor Teacher C.F.	4 Attended

Live Classes

Level	Instructor	Status
Group Class: Level B2	Ardor Teacher A.M	1 Attended ✓
Group Class: Level B2	Ardor Teacher K.R.	0 Attended ✗
Group Class: Level B2	Ardor Teacher A.M	1 Attended ✓
Group Class: Level B2	Ardor Teacher N.R.	1 Attended ✓
Group Class: Level B2	Ardor Teacher N.R.	1 Attended ✓
Group Class: Level B2	Ardor Teacher K.R.	1 Attended ✓
Group Class: Level B2	Ardor Teacher N.R.	1 Attended ✓
Group Class: Level B2	Ardor Teacher N.R.	0 Attended ✗
Group Class: Level B2	Ardor Teacher J.P.	0 Attended ✗
Group Class: Level B2	Ardor Teacher J.P.	1 Attended ✓
Group Class: Level B2	Ardor Teacher A.M	0 Attended ✗
Group Class: Level B2	Ardor Teacher J.P.	0 Attended ✗
Group Class: Level B2	Ardor Teacher C.F.	4 Attended ✓

Clases “0 Attended”:

- Clase cancelada
- Clase ausente
- Clase reservada no realizada

6

Cumplimiento Tercer Requisito: Aprobar 3 de los 8 myWriting

Dashboard Welcome. Licence End Date: Sep 30, 2024

Self-paced Learning

Return to where you left off

1. Elementary/Progress Test 1/Progress Test1/ 70.0% 19 min/day

1 Level Completed: 4 Progress Tests Taken: 59:56:54 Total Time Spent on Website (not course study time) Test Performance: Learning Pace

1 40 Hours 2 40 hours 3 40 hours

1. Elementary 2. Elementary Plus 3. Pre-Intermediate

Start Locked Locked

Group Classes Class Schedule One to one Classes Class Schedule



UNITS

- 1 myWriting 1 Passed
- 1 myWriting 2 Passed
- 1 myWriting 3 Passed
- 1 myWriting 4 Passed

Level 3-myWriting

Level 3-myWriting

Begin

Dashboard Welcome. Licence End Date: Sep 30, 2024

Self-paced Learning

Return to where you left off

1. Elementary/Progress Test 1/Progress Test1/ 70.0% 19 min/day


1 Level Completed: 4 Progress Tests Taken: 59:56:54 Total Time Spent on Website (not course study time) Test Performance: Learning Pace

1 40 Hours 2 40 hours 3 40 hours

1. Elementary 2. Elementary Plus 3. Pre-Intermediate

Start Locked Locked

Group Classes Class Schedule One to one Classes Class Schedule



Level 3-myWriting Progress-report

Units	Progress	Time	Score
Test Progress			
Progress Test	Progress	Time	Score
myWriting 1	✓ Progress Test Passed	00:15:24	90.00
myWriting 2	✓ Progress Test Passed	00:22:41	75.00
myWriting 3	✓ Progress Test Passed	00:15:32	50.00
myWriting 4	✓ Progress Test Passed	00:16:15	75.00



8

Final de la formación








8

Final de la formación

Expedición del Certificado

Todos los participantes que superen la formación recibirán una certificación de 40 u 80 horas - dependiendo de los niveles de myEnglish completados- expedido por INAP.

- ✓ Deberán estar cumplimentado los requisitos obligatorios del curso.

ARDORLEARNING LANGUAGE FOR LIFE	Contenidos de la formación	Requisitos mínimos de la formación
	2 Niveles del curso online <i>myEnglish</i> , o sea un nivel del MCER. (Cada nivel contiene 12 unidades y 4 progress tests)	1ra Opción: Para certificar 40 horas completar al 100% un nivel del curso online (finalizar 12/12 unidades y aprobar todos progress tests), o 2da Opción: Para certificar 80 horas completar 2 niveles del curso online -el 1ro al 100% y el 2do como mínimo al 75% (finalizar 9/12 unidades y aprobar 3 de los 4 progress tests)
	24 Clases de conversación grupales separadas por nivel MCER. (Requieren reserva previa y tratan un tema diferente cada semana.)	Participar en 6 clases grupales a lo largo de la formación.
	8 redacciones escritas corregidas por un tutor (4 por nivel de <i>myEnglish</i>) Feedback personalizado de cada redacción a consultar en la plataforma.	Completar y aprobar 3 redacciones escritas.
	Clases grupales por niveles MCER con alumnos de diferentes empresas y organismos. (No requiere reserva previa y un tema diferente cada semana)	
EXTRA CONTENT	Acceso a material complementario (separado por nivel MCER): 40 e-books, emails y videos con contenido de negocios, artículos, audio diccionario	
	Servicio de foro Chat/Forum donde podrá interactuar con sus compañeros de nivel, tutor o dinamizador sobre diferentes cuestiones.	

- ✓ La descarga se realizará en la página web de INAP.



9 Preguntas

No puedo usar contracciones en el curso

- Puede escribir sus respuestas usando las formas completas de los verbos (por ejemplo, «I am») o con contracciones (por ejemplo, «I'm»)
- Para escribir las contracciones debe usar un apóstrofe (')
- Si usa un acento (por ejemplo, ´ o `) en las contracciones, el curso no aceptará las respuestas



System Check Audio Microphone Local Storage Result

Audio (Headset recommended)

▶ 0:00 / 0:27 Listen to the sound.

Did you hear the sound?

Yes, I heard it.

Yes, but the volume was too low.

No, I didn't hear it.

Previous Next

Audio Microphone Local Storage Result

Recording

1. Click Record, and say, "Hello, how are you today?"
2. Click Stop when you're finished.
3. Click listen to play back the recording.

Did you hear the sound?

Yes, I heard it.

Yes, but the volume was too low.

No, I didn't hear it.

Previous Next

No puedo grabar u oír mi voz

- Si no puede grabar u oír su voz en las unidades, clique en el botón Configuration Check
- Compruebe que su micrófono está configurado correctamente
- Si el problema persiste, póngase en contacto con su tutor



The screenshot shows the INAP website interface. At the top, there is a navigation bar with links for 'My Dashboard', 'My Account', 'My Dynamizer', 'Report', 'My Talk', and 'Switch Back'. A 'Language' dropdown menu is highlighted with a yellow box. Below the navigation bar, the main content area displays 'Welcome, TERESA' and 'License end date: Dec 02, 2022'. The 'Self-paced Learning' section shows a progress bar at 0% and a '50 min/day' limit. Below this, there are three course cards: '1. Elementary' (40 hours, Start button), '2. Elementary Plus' (40 hours, Locked button), and '3. Pre-Intermediate' (40 hours, Locked button). A 'Language' dropdown menu is also shown on the right side of the page, with 'Spanish' highlighted by a yellow box. The main content area shows the progress test '1. Elementary > Progress Test 1' with a progress bar from 1 to 12. The first question is '1 Grammar to be (singular affirmative)' with the instruction 'Completa las frases con la forma afirmativa del verbo to be. Usa mayúsculas cuando sea necesario.' The questions are: 1. You are _____ a good singer. 2. It _____ 's fantastic job. 3. He is _____ early for the interview. 4. Anne is a doctor and she _____ 's 26. 5. I am _____ hungry.

Quiero ver las explicaciones en español.

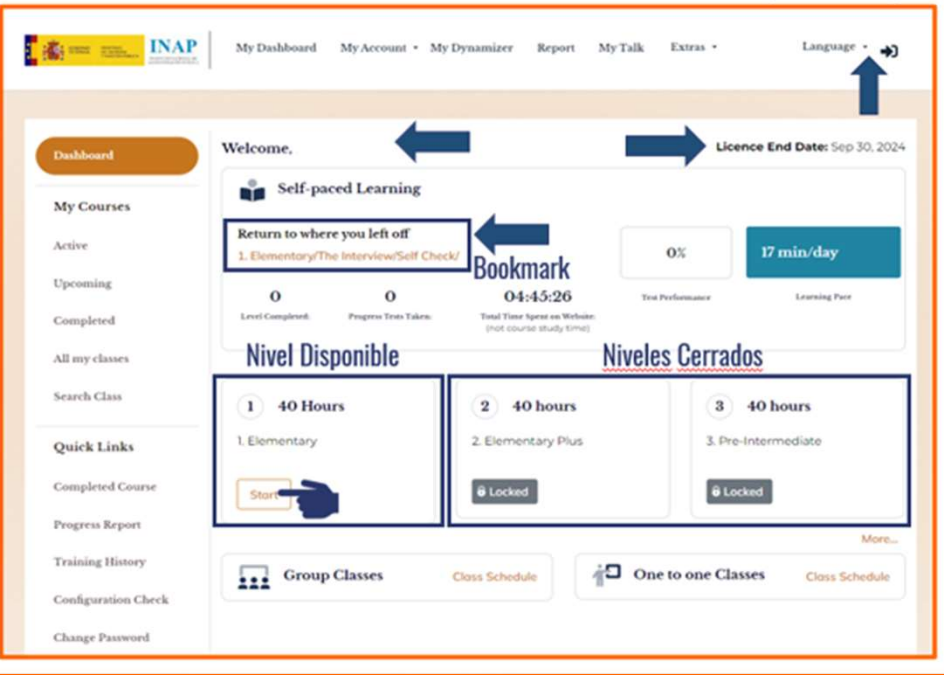
- Los contenidos de nuestro curso saldrán por defecto en inglés.
- Para poner solamente las explicaciones y los enunciados en español y mantener los ejercicios en inglés, deberás clicar sobre LANGUAGE - Spanish en la página principal.




Escritorio en Castellano:

- Podrá ver el escritorio en castellano si hace click en LANGUAGE: SPANISH

ENGLISH 



ENGLISH 

INAP

My Dashboard My Account My Dynamizer Report My Talk Extras Language

Welcome. Licence End Date: Sep 30, 2024

Self-paced Learning

Return to where you left off
1. Elementary/The Interview/Self Check/Bookmark

0% 17 min/day

04:45:26

Nivel Disponible Niveles Cerrados

1 40 Hours
1. Elementary Start

2 40 hours
2. Elementary Plus Locked

3 40 hours
3. Pre-Intermediate Locked

Group Classes Class Schedule One to one Classes Class Schedule

SPANISH 



SPANISH 

INAP

Mi escritorio Mi cuenta Mi dinamizador Informe myTalk Extras idioma

Bienvenido/a. Fecha finalización licencia: Sep 30, 2024

Aprendaje a su propio ritmo

Continuar donde lo dejó
1. Elementary/The Interview/Self Check/Marcapáginas

0% 17 min/day

04:45:26

Nivel Disponible Niveles Cerrados

1 40 Hours
1. Elementary comenzar

2 40 hours
2. Elementary Plus Locked

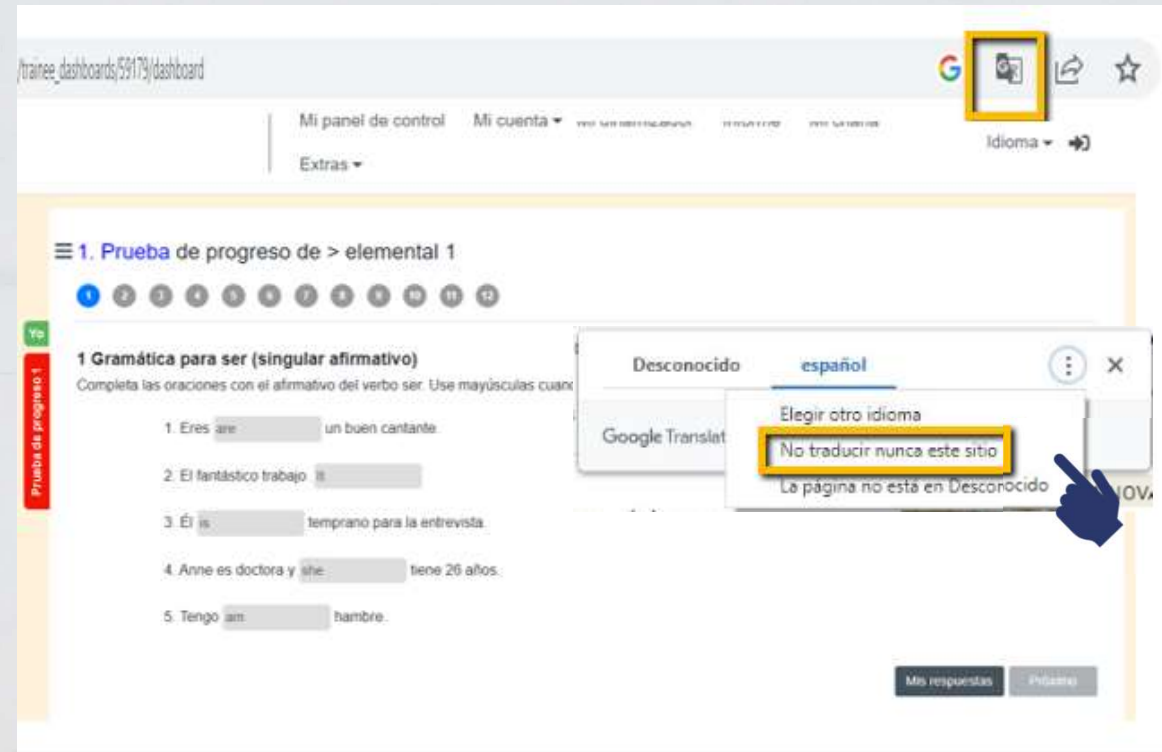
3 40 hours
3. Pre-Intermediate Locked

Clases Grupales Calendario de clases Clases Individuales Calendario de clases



Mi curso está traducido automáticamente al español

- Hay veces en las que Chrome o su navegador traduce automáticamente todos los contenidos de las páginas que no están en español o el idioma que tenga por defecto.
- Para deshabilitar esta opción, deberá clicar en la opción que sale en la parte de arriba con el símbolo en su navegador a la derecha del todo.




Errores de ortografía y puntuación

- Debe escribir mayúscula al inicio de cada oración o si hay una norma de la lengua inglesa que lo indique (Monday).
- Las palabras sueltas no llevan mayúscula a menos que haya una norma que indique su necesidad.
- Debe usar coma, punto seguido y punto final cuando sea necesario y si no está añadido ya.
- Las oraciones interrogativas no necesitan punto y final mientras que las positivas y negativas sí.

1  Does he ever IRON his shirts?




3  Does he ever Clean the kitchen?



1  Does he ever iron his shirts?



3  Does he ever clean the kitchen?



4. each / seat / have a seatbelt Each seat have a seatbelt
X



4. each / seat / have a seatbelt Each seat has a seatbelt.





VIDEOCONFERENCIA INICIO DEL CURSO DE INGLÉS

Equipo de dinamización INAP

helpdesk@ardorlearning.com